

# Down Home

FREE

MAGAZINE

Vol 2 Issue 2 - Nov/Dec 09

**Avcock Birthplace**  
*candlelight tour*

*Wiggins House*  
TRADITION

**A Secret Garden**  
*photography*

*Holiday*  
food & crafts

GIVING  
THANKS

get involved  
with a *local* charity .....



# Coco Darlings

919-731-2222

Just think, you can throw a Party and not have to do a thing! We do everything from custom invitations and thank yous to dress-up, shimmering makeovers, crafts, tea party snacks, goodie bags, pictures and more! Coco Darlings guarantees joie de vivre, which is a fancy phrase for having lots of fun!



Coco Darlings specializes in celebrations that keep your child and their guests engaged, active and fully entertained. Whether you are looking for an adorable dress up party for your six year old, an imaginative costume fairytale party or a birthday bash designed especially for preteen girls, we have the party that will make your child's birthday dreams come true.

We don't reserve all the fun for the younger Divas and Princesses!

Coco Darling's is a great place to plan your next Bridal Shower, Baby Shower, Luncheons, Bunco, Girl's Night Out, Coffee's & more!

[www.cocodarlings.com](http://www.cocodarlings.com)

2424 B N William Street - Goldsboro NC 27530

## IN THIS ISSUE

- P4 - shout out
- P6-7 - photojournaling
- P8 - the wiggins house
- P10 - looking back
- P12-14 - arts & events
- P15 - holiday crafts
- P16-17 - kids' page
- P18 - drums benefit
- P20 - business in the spotlight
- P22 - local charities
- P26 - aycock birthplace for the holidays
- P28 - recipes
- P30 - down home distribution

## staff

- Cindi Pate - Owner/Editor
- Pat Turner - FL Writer
- Julie Wall - FL Photo Journalist

## contributors

- Ginger Winders
- Julie Howell
- Lanelle Morene
- Jackie Pate
- Peggy Hilliard
- Shirley Betterton
- Joanne Lesek
- Joanne Honn
- Cindy Cassidy
- Tammy Baysden
- Tracey Zacharzuk
- Leigh Strickland
- Tracey Atkins

# Down Home

MAGAZINE



Ahhh...the holidays. The past few years, it's been all about the dollar and the who, what, when and where of it all.

This year, don't sweat over how much money you have to spend or where you have to be and when. Instead, remember that you have the opportunity to receive the best gift of all -

"All who would believe! All who long for peace! All who long for love!

Shout for joy! For we can have all of this if we receive God's Christmas gift of Jesus Christ in our hearts.

Let love and joy flow forth from every part of your being.

This is Christmas! Tomorrow is Christmas! And if you believe, every day after tomorrow is also Christmas.

...Give of yourself to every one, as Jesus Christ gave Himself for you. Be joyful! It's Christmas!"

*Happy Thanksgiving & Merry Christmas - Cindi*

Down Home Magazine is locally owned and published by Cindi Pate, PO Box 901, Pikeville, NC 27863 - All inquiries can be made to this address.

All Community and Church News for Down Home Magazine should be made to [downhomemagazine@nc.rr.com](mailto:downhomemagazine@nc.rr.com) - All rights reserved.

Down Home Magazine is not responsible for misprints unless under signed terms of agreement. The information included does not always reflect owners own personal beliefs or opinions. The publisher reserves the right to reject any advertising or content that is not in keeping with the magazine's standards.

DHM is distributed where consumers are - In local businesses all over Wayne County - and surrounding counties. See page 30 for a detailed list of Wayne Co.

If you would like DHM sent to your home, send your name and address along with \$12.00 to address above.

**On the Cover**  
The front facade of a beautifully showcased home on Beech Street in Goldsboro. Said to have originally been built in 1945 as the Rectory for the Episcopal Church, it is now proudly owned by Kerry & Julie Thompson.



Down Home Magazine is a  
2009 Member of WC Chamber





# Coco Darlings

Coco Darlings  
[www.cocodarlings.com](http://www.cocodarlings.com)  
 (see ad on inside cover)

shout out  
 to this local business

Local business owner,  
 Courtney Charukos -  
 owner of **Coco Darlings**  
 - recently hosted an open  
 house to show off her ser-  
 vices and new location!

Once  
 upon  
 a time,  
 in a  
 land far,  
 far away

Forget the old saying that  
 less is more...Coco Dar-  
 ling's believes more is  
 Always better when it  
 comes to your little girl!  
 From the top of her tiara  
 down to her sparkly shoes.

Best of luck to Courtney  
 and her business. And  
 here's to Coco Darlings for  
 making little and big girls  
 alike feel special for every  
 occasion!



I AM THANKFUL THAT I CAN  
 GET UP EVERY MORNING, WAKE  
 UP MY THREE WONDERFUL  
 CHILDREN AND MY SPOUSE AND  
 LIVE ANOTHER DAY AS A FREE  
 CITIZEN OF THIS WONDERFUL  
 COUNTRY WE CALL AMERICA.

TAMMY BAYSDEN, PINK HILL NC

Christopher Lawson  
 (L), Assistant Man-  
 ager to the Wayne  
 County Museum,  
 along with Jim  
 Bender (R) setup  
 the Moonshine  
 Madness Exhibit  
 now on display  
 through Dec 23.  
 Drop by the Mu-  
 seum and you just  
 might overhear a  
 few tall tales from  
 moon shining days  
 of Wayne County!




*Thank You* to all the lo-  
 cal businesses that participated in  
 SJAFB's Ladies Night Out Expo  
 - All were there to thank our local  
 women associated with the Air  
 Force for their time & service. A  
 spectacular turnout...And a special  
 Thanks to the divas of Jeffrey Scott  
 for offering free eyebrow waxing.



(L-R) AMBER, ANDREA & HOLLY

Be a part of the organization that  
Brings the **Best** Together

**For Business  
For Community  
For US**



***Join the businesses and  
organizations who believe in the  
future of Wayne County.***

Phone: 919-734-2241  
Fax: 919-734-2247  
308 N. William Street, Goldsboro, NC  
PO Box 1107, Goldsboro, NC 27533

**[www.waynecountychamber.com](http://www.waynecountychamber.com)**

# A Secret Garden

In Our Own Backyard -  
photojournaling by Julie Wall @ [www.wall2wallphotography.com](http://www.wall2wallphotography.com)

Recently my husband, Johnny, and I had the opportunity to visit A Secret Garden Winery in Pikeville, NC.

A long-time wine lover, I couldn't wait to visit again. I'd been out to the vineyard a couple of years ago in early spring to take some pictures and wanted to see the grapevines in the fall, and perhaps take a tour.

Linda Hall met us that rainy late-afternoon on the rosemary-bordered front porch. She invited us into the beautifully decorated tasting room. I immediately felt right at home. There was classical music playing softly in the background and the lighting gave the room a relaxed and tranquil atmosphere, especially with the rain falling outside.

Linda gave us a brief history of how the winery got started. She was born and raised in the home across the road from the winery. A farming family, they grew corn, cotton, tobacco, and soybeans. They had a cow, some chickens, and some pigs and were self sufficient. There was a garden, so they did a lot of canning and preserving. That's how her inter-

est in wine making got started. Her mother made about five gallons of wine a year, since one can only eat so many jars of preserves. She and her husband, Gerald, opened the winery in October of 2004 and explained that they grow their grapes organically and don't use any preservatives in their wines.

She led us out the back door and into the tank room. When we stepped in, the first words out of my mouth were, "Ohhhh, it smells good!" How could I not, though? The sweet, fruity aroma of the room almost made my mouth water! There were barrels and many stainless steel vats. She explained to us that the process includes crushing the fruit, letting the juice turn into wine, and adding sugar and water. Three simple ingredients and a lot of TLC make for a great wine! We learned that the more sugar she adds to the wine, the higher the alcohol content is.

The wine is then placed in bottles; one bottle at a time. She showed us how the cork is placed into the bottle, and applied a label. I walked through the tank room, shooting pictures as I went. This was far from the mechanized system I had in my mind's eye, which made our visit so much more enjoyable. With the holidays coming up, I



Wall 2 Wall  
photography

asked Linda if she had recommendations for different types of festive fare. Her answer, which I loved, was to drink what you like. Like me, she subscribes to the theory that there are no hard and fast rules when it comes to wine and food. Later that afternoon, she did indicate which wine would be good with different kinds of meats, but it really is a matter of personal preference.

Linda also explained that Muscadine grapes are so unique to our area, and many out-of-towners come from everywhere to get it, or at least taste it. These grapes are also higher in anti-oxidants and resveratrol. (These are healthy things, however, this writer has never needed an excuse to enjoy a good glass of wine.)

These wines are not in stores, and they are not shipped out, making A Secret Garden comparable to an exclusive boutique; one needs to visit the winery to get the wine, and I have to say, the short drive is well worth it.

We were able to taste a variety of the wines produced right there on site, including a dry muscadine, which surprised me. Usually, when one thinks of a muscadine wine, one thinks "sweet." While it was hard to pick a favorite, we brought three

bottles home with us.

I have to say that A Secret Garden is a wine lover's getaway; the antidote to a hectic day at the office. A tour of the winery and a visit with Linda was so relaxing to both Johnny and me. It's such a cozy and natural setting, how can one not relax? Now, if you will excuse me, I have a glass of wine and a good book waiting.





## *The Wiggins House*

This photograph depicts an interior view of the Wiggins House thought to have been built in the mid 1800's by James William Wiggins and his wife Louise Casey Wiggins on land that is now part of Cliffs of the Neuse State Park. The house was donated to Waynesborough Historic Village in 1987 by Mrs. Shirley Wiggins Betterton.

Just imagine your family eating Thanksgiving dinner around this simple foldout dining table. The one room house filled with the smell of fresh cut flowers from the garden just outside and of dinner cooking from the outside kitchen.



Shirley Wiggins Betterton does not have to imagine it at all. Her father, Edward Wiggins, was born and raised in the home and later, his half brother, George and half sister, Addie -who never married - were allowed to stay there until their deaths.

During these times, the house was lovingly known as the “Addie House”. Friends, family and neighbors thought very well of Shirley’s Aunt Addie. She cooked on an old wood stove and had a garden so she could can fruits, vegetables and jellies every year. Mrs. Shirley smiled as she remembered that she also made the best sugar cookies. And, no visitor went away without a home canned jar of something good. Aunt Addie is the reason that locals remember the house so well today.

Aunt Addie passed in 1973 and it was at that time that Shirley inherited the home. She and her husband, Bill Betterton refurbished the “Addie House” in 1974 - adding running water to the inside of the house and reinstalled the shutters to the windows . I was told that the State ran the

in the 50’s, but Aunt Addie allowed no other modern utilities.

The house was a quiet holiday retreat for the Wiggins/Betterton family beginning in the mid 1970’s. It became a tradition that Shirley would cook up a Thanksgiving feast with all the trimmings and she and her husband would load the food into the trunk of the car and carry it to the Wiggins homestead down in the wood - sometimes having to make two trips to get all the food in place. There was no TV, telephone or cars speeding by. The family would eat inside the house on the dining table just as you would imagine. And then retreat to the yard to play horse-shoes, basketball and watch the wildlife scatter through the yard.

The Bettertons continued this tradition through the 1970’s and 1980’s until the state purchased the land for the Cliffs of the Neuse. The family then donated the house to Waynesborough Park, where it is on display as the “Wiggins Farm House” and has been restored to historical accuracy of it’s 1900’s era.



pipes for the running water to Aunt Addie’s home to just outside the front door - it beat carrying a bucket from a old neighboring homestead, but Addie would not have that water inside the house. They also added electricity back

The house still holds many fond memories for the Wiggins/Betterton family and for the friends and family who knew and loved Aunt Addie, it will always be known by the family as the house full of love.



THE WILL OF HENRY HORN, 1716-1798 This will is recorded vol. p 47, Wayne Co. North Carolina Will Book A-Z TEXT OF THE WILL...

... ITEM I give & bequeath to my son Jeremiah all that Tract of parcel of Land called the Wiggins place to him & his heirs forever.



# Looking back

PHOTO TOP LEFT, EDWARD WIGGINS - BORN SEPT 1, 1908

TOP RIGHT, WIGGINS HOUSE IN 1914 - PICTURED L-R IS MS SHIRLEY'S GRANDFATHER, HER FATHER - GEORGE, SHIRLEY'S GRANDMOTHER, AND AUNT ADDIE

BELOW - WIGGINS HOUSE AS IT STANDS TODAY ON DISPLAY AT WAYNESBOROUGH PARK - DONATED BY THE FAMILY IN 1987.





## HOME CARE - APOTHECARY - GOURMET

You will love our products and a low cost business opportunity — we guarantee it! Step into your future today by beginning your Watkins journey. You can start today controlling your future. A Watkins business opportunity has low start up costs. Watkins has quality natural and organic products for your customers.

Or, if you are in need of any of Watkins tried and true products for generations, please contact me. We offer a wide variety of affordable products such as natural and organic spices and extracts, natural body care made from environmental friendly ingredients, natural home remedies and natural plant-based cleaners -- safe for your home and for the environment.



Contact your local  
Independent Watkins Associate TODAY!  
Watkins was all natural BEFORE it was trendy!

**Donna Lewis-Mayo,**  
Independent Watkins Associate, #381364  
**252-296-6036**  
**leathajh@yahoo.com**



Wedding, Portrait, Beach,  
Children, Pets and Event  
Photography. Holden  
Beach, Wilmington, Ocean  
Isle Beach, Sunset Beach,  
Oak Island, Bald Head Is-  
land, Pender County, Duplin  
County, Wayne County NC  
as well as Myrtle Beach SC.

**910-233-7420**  
**bskyp@hotmail.com**

[www.bskypphoto.com](http://www.bskypphoto.com)

**JOHN URBAN**  
Blue Sky Photography

# Arts & Events



## Holiday Art Market Open House

Arts Council of Wayne County

**November 1, 2009**

03:00pm - 06:00pm

Includes a trunk show of jewelry and textile artists and a poetry reading by Margaret Baddour.

## Christmas Carousel

Holiday Inn Express, Spence Avenue

**November 7, 2009**

9:00am - 3:00pm

Local artists and craftsmen showcase their holiday decor and unique gift selections. Free admission.

## Plum Tree Garden Gallery

Plum Tree Gardens B & B

109 South George St.

Historic Goldsboro

**November 7, 2009**

10:00am - 05:00pm

Baskets, pottery, stained glass, jewelry, photography, painting, native american watercolors, dreamcatchers, and spirit bags; local artists at artists prices, cash or check are accepted; large

## Cinderella's Closet

Pageant Rental Boutique

Cindi Pate- Owner

*Evening Wear*

*Sportswear*

*Swimwear*

*Interview Suits*

*Sleepwear*

*Talent/Costumes*

*Shoes & Accessories*

AWARD WINNING

By Appointment Only

919-734-1053

Goldsboro, NC



## StageStruck: The Young People's Own Theatre

www.stagestruck.org

919-736-4530

stagestruck@bellsouth.net

## Miracle on 34th Street

performs: November 20, 21, 2009, @ 7:30; 22 @ 3:00, Paramount Theatre-

Tickets: \$10 Adults, \$8 Children/Students - Tickets may be purchased at Arts Council of Wayne Co beginning Nov 9



## Voice Lessons- Fall

September 8 - December 14, 2009

Cost: \$45/lesson - Accepting students for waiting list to fill in for fall students who may be absent on occasion.

## Voice Lessons- Spring

January 4 - April 2, 2010

Cost: \$45/lesson - Now accepting registrations - Call or email the studio.

cepting registrations - Call or email the studio.

## Grease, The School

**Version\*** performs: February 25, 26, 27, 2010, @ 7:30; 28 @ 3:00, Paramount

**AUDITIONS** at StageStruck: November 30 - 9th-12th grd 6:00 & December 1 - 4th-8th grd 6:00

Check website after November 1 for audition forms

variety of Christmas gifts Exhibit curated by Dreamweaver, Director Grandpa's Children, Inc. a 501 (c) (3) non-profit organization

**Verteran's Day Parade  
November 11, 2009**

11:00am - 12:00 noon -  
Downtown Goldsboro

**"Drums" First People  
Heritage Center  
November 14, 2009**

6:00am - 8:30pm  
<http://www.FirstPeopleHeritage-Center.com> (see page 18 for more details and ad)

**Lights up Downtown  
November 24, 2009**

5:00pm - 6:00pm  
[www.dgdc.org](http://www.dgdc.org)

**NC Symphony Holiday  
Pops, November 29, 2009**

Paramount Theater  
3:00pm - 5:00pm  
The NC Symphony is returning

to Goldsboro with their classic holiday pops concert conducted by Resident Conductor William Henry Curry. The orchestra will be performing many of your most beloved Christmas selections including a fun sing-a-long. This performance is geared towards the whole family, so come get in the spirit of the holiday season with your NC Symphony!

**Aycock Birthplace  
Christmas Candlelight  
Tours**

Dec. 1 & 3, 2009  
06:30 - 09:00pm.  
[www.aycockbirthplace.nchistorisites.org](http://www.aycockbirthplace.nchistorisites.org)  
264 Governor Aycock Road  
Fremont, NC 27830  
Contact: Leigh Strickland  
[leigh.strickland@ncmail.net](mailto:leigh.strickland@ncmail.net) or  
(919) 242-5581  
Shadow Play, Choral Presentation, Tour Guides explaining Christmas traditions, live demonstrations, and hot apple cider.

**Goldsboro Jaycees  
Christmas Parade  
December 5, 2009**

04:00 PM - 06:00 PM

**The Nutcracker  
December 5, 2009**

07:30 PM - 10:30 PM

[www.goldsboroparamount.com](http://www.goldsboroparamount.com)

The classic story of a young German girl, Clara, who dreams of a Nutcracker Prince and a fierce battle against a Mouse King. See this magical, all-time favorite Christmas-time performance presented in its 28th year by Goldsboro Ballet. Ticket information coming soon.

**Goldsborough Bridge  
Battlefield Reenactment  
December 12, 2009 &  
December 13, 2009**

[www.goldsboroughbridge.com](http://www.goldsboroughbridge.com)  
To Arms! To Arms! Soldiers Wanted! 147th Battle Anniversary Reenactment. Camp and Fight on the 1862 Battlefield! Federal Commander Lynn Bull Confederate Commander Jake Jennette

*Center Stage Theatre Presents*

December 11th at 8:00PM  
December 12th at 8:00PM  
December 13th at 3:00PM



Downtown Goldsboro,  
Paramount Theatre

Tickets \$12/Adult,  
\$10/Student/Senior

For more info  
please call  
919-440-0827

# Gingerbread House Contest & Exhibit

Arts Council of Wayne County

Open to Ages 6-10 - Ages 11-17 - Adults 18 & up, no professionals. The Arts Council welcomes "professionals" to enter gingerbread houses priced to sell for exhibit only, these houses will not be included in the contest.

## Entries accepted Tuesday and Wednesday,

**December 1st & 2nd** - \$10 per entry

Entries will be judged on Thursday, December 3rd.

**Wonderland Breakfast** is Saturday, December 5 from 10am-noon. (cost is \$3 per person at the door)

Entries will be **on display through Friday, December 18th.**

All entries must be picked up by noon, Tuesday, December 22nd.



### Prizes:

1st, 2nd, & 3rd place ribbons will be awarded in all categories.

1st prize in the adult category will be awarded a \$50 gift certificate to the Arts Council of Wayne County to be used for class fees or in the Art Market.

### Requirements:

1. Your creation does not have to be a house. It can be a barn, church, castle, or another structure.
2. The walls of the structure must be made of gingerbread.
3. The structure must be on a sturdy base, not made of gingerbread.

bread.

4. Everything in the scene must be edible.
5. Adult entries must be original creations, do not use kits or store bought gingerbread houses, please. Children may use kits, but no pre-constructed store-bought gingerbread houses.
6. Houses may be for sale, but are not required to be, the Arts Council of Wayne County retains 30% of all sales.

For more information, call the Arts Council at 919-736-3300.

Period Furniture  
Antique Glassware  
Collectibles  
Jewelry

*Precious Memories*  
*Antiques & Collectibles, Inc.*

117 South Raiford Street  
PO Box 125  
Selma, NC 27576



919-202-4777

Monday - Saturday  
10am - 5pm

Howard Seymour  
Kathy Summerlin

*Owners*

[preciousmemories061404@msn.com](mailto:preciousmemories061404@msn.com)

WE HAVE LAY-A-WAY

I am thankful for my wonderful family. It's very special to me to still be so close to my "divorced" family. They are still such an important and special part of my life. Now I am also getting close to my biological family as well. Life is great, and we should be thankful for all we do have.

*Cindy Cassidy -Pikeville, NC*

# crafting up some holiday fun

I find it very easy to get into the holiday spirit when you're making decorations for your home. Whether you craft up something for your Thanksgiving table or to adorn your Christmas tree, not much is better than spending an afternoon

being creative. Here are a couple of projects that I have tackled and used to decorate my home for the holidays.


## THANKSGIVING

Filled with mums or a smaller version filled with pansies, this fun centerpiece will top off your Thanksgiving table in fitting fashion. This project is perfect to fit any style as you choose ribbons and buckles.

### CRAFT MATERIALS:

*Black felt, craft store sheets  
Terra-cotta pot (size can vary)  
Ribbon  
Something to use as a buckle  
(I used square-shaped scrap  
booking supplies as buckles)  
Hot glue gun*

1. Paint your terra cotta pot black - either with craft paint or spray paint.
2. While pots are drying, find a round object a little larger round than your terra cotta pot. Trace to the felt and cut out. Place pot centered onto felt circle and trace around its rim, cut out the inner circle to create an opening.
3. Once pots are dried, hot glue the felt around the edge of the rim of the terra cotta pot leaving center open.
4. Hot glue ribbon just below where the pot dips in.
5. Hot glue your object to create the look of a buckle
6. To add the finishing touch, fill inside of pot with a little potting soil and add, depending on the size of pot you used, a mum, pansies or other fall flowers of choice.



## OR

## CHRISTMAS

With memories that you can enjoy year after year, this personalized ornament makes a great keepsake to keep for yourself or to share with someone.

### CRAFT MATERIALS:

*Round glass ornament (sizes can vary, but smaller ones are hard to work with)  
Ribbon  
Copies of photographs on card stock paper*

1. Using photographs of choice, either print or copy to card stock paper.
2. Pull the top off of the glass ornament.

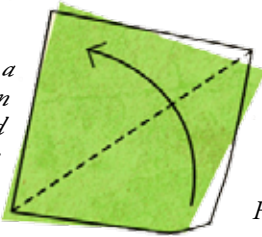


3. Using a pencil or like object, roll photographs up and slide off and place them inside the ornament. Use as many photos in the ornament as you like.
4. Replace the cap of the ornament and tie a decorative ribbon to finish.


*(My sister-in-law, Julie Pate Howell, made this one for me as we often give handmade gifts to each other for Christmas)*

# fold your own christmas tree

Start with a 3 to 4 in square and fold it like this.



Fold the two corners toward the middle.



Now fold the bottom tip upwards.




And last, fol the upper tip down, and then up again



Flip over, you're done!

Tip: if only one side of the paper is decorated, make sure the paper is plain side up when folding.



Kids love folding paper. I thought they would enjoy making origami Christmas trees. I go through and find colorful catalog and magazine pages and cut squares from them. But, you could use decorative scrapbook paper, origami squares or even post-it notes. I make my squares between 3 and 6 inches big, and then fold them



into a simple tree using the instructions above. Place heavy books on your trees overnight, or use 2 or 3 mini-brads to keep the tree from unfolding.

Once folded, the folded paper can be used as ornaments for your tree, christmas tags for packages or on Christmas cards.



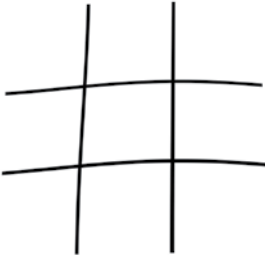
## easy steps for a great letter to santa!

Tips you can read to your kids to help them write a letter to St. Nick

1. Start your letter with a greeting, also known as a salutation. Good ways to start your letter include "Dear Santa" or "Dear Santa Claus."
2. Let Santa know who's writing the letter. Of course he knows who you are! But you need to let him know that it's you that is writing the letter because he gets so many letters every day.
3. Ask Santa how he's been. Santa only hears from you once a year, so before you start asking about toys, it's polite to ask how he's doing or how the reindeer and elves and Mrs. Claus have been.

4. Tell him how good you've been this year. Before you ask for toys, you'll also want to remind Santa of good things you've done this year. Have you been nice to your sister or brother? Have you helped your parents by putting all your toys away? Santa already knows these things because he sees you when you're sleeping and





## let's laugh

**What do snowmen eat for breakfast?**

Frosted flakes!

**What do you sing at a snowman's birthday party?**

Freeze a jolly good fellow!

**What do you get when you cross a snowman with a vampire?**

Frostbite!

**What do elves learn in school?**

The elfabet.

**What are snowmen's favorite breakfast food?**

Frosted Flakes.



And the Grinch, with his Grinch-feet ice cold in the snow, stood puzzling and puzzling, how could

it be so? It came without ribbons. It came without tags. It came without packages, boxes or bags. And he puzzled and puzzled 'till his puzzler was sore. Then the Grinch thought of something he hadn't before. What if Christmas, he thought, doesn't come from a store. What if Christmas, perhaps, means a little bit more.

~Dr. Seuss

- knows when you're awake, but he likes to be reminded of the reasons you should be on the Nice list.
5. Politely let him know what toys you'd like. Ok, you've asked about his life and told him how good you've been, so NOW you can let him know what toys you'd like. Try to keep your list to the two or three things that you want the very, very most. That way he'll know which gifts to bring.
  6. Thank Santa for being so kind and close your letter with your signature. After asking Santa for a few toys, be sure to thank him for his kindness by saying something such as, "Thank you, Santa, for bringing so much joy to kids like me" or "Thanks, Santa, for bringing me toys every year." Santa loves little kids who are polite. Then end your letter with a closing such as "Sincerely" or "Love" or "Best wishes" and sign your name.
  7. Put your letter in an envelope and seal and stamp it. Address the Letter to "Santa Clause, North Pole" and then give your letter to your parents to send.

If you don't like the old fashion way of handwriting your letter, our hi-tech world enables you to email your letter to Santa online at [http://www.emailsanta.com/email\\_santa.asp](http://www.emailsanta.com/email_santa.asp) or at <http://www.northpole.com/mailroom/mailform.html>

# "DRUMS"

A Benefit Concert For  
First People Heritage Center

**November 14th**  
**- 7pm -**

*Paramount Theatre*

(doors open at 6:30pm)


**Tickets \$25**  
**or 2/\$40**

"Meet the Performers"  
at the Floating After-Party  
5 Historic Homes -  
Food & Wine 9-11pm  
Tickets with VIP reserved  
concert seating \$50



"DRUMS" a benefit concert for First People Heritage Center, will be presented November 14, 2009 by the non-profit organization Grandpa's Children, Inc. The concert will begin at 7:00pm (doors open at 6:30pm) at the Paramount Theatre, located in downtown Goldsboro. Founding director Dreamweaver will present the welcome. Kirk Keller, fund-raising chairman, and Cassandra (Lulu) King-sley, 2008 Miss NC USOA, will emcee the event.

Five drum groups will perform. First



Host Hotel



Tickets Available Now @ Arts Council of Wayne County,  
Wayne County Chamber of Commerce, Karen's Custom  
Frames, Prudential The McMullen Real Estate Group

*Playbill Ads Deadline Nov. 1st*

*Dreamweaver, project manager, 919.736.9412*  
*Kirk Keller, fund-raising chairman, 919.221.3080*

arts  
council of  
Wayne  
county

arts

www.arts.org

People Drum “Southern Eagle Drum Group” will be accompanied by shawl, jingle, and fancy dancers. African Drum soloist Beverly Botsford, previous drummer for Chuck Davis Dance Troupe and current performer with Nnenna Freelon, will be joined by local drummers and dancers. Mickey Mills, originally from Trinidad-Tobago, will play authentic Jamaican music on Steel Drum.

Irish singer and authentic Bodhrane Drum, Julee Glaub Weems was tutored in Celtic music while living in Ireland. She will be joined by a competition Irish dancer. Goldsboro resident Steve Strickland, drummer for Blue English, will represent Modern Drum. The Eastern Wayne Drum Line will greet guests as they arrive and the Tuscaroran scouts will act as ushers and ticket-takers.

Special guests will include Tuscaroran Chief Cecil Hunt and Grandpa’s Children, Inc. Board of Directors representing each North Carolina state recognized tribe. The ECU – PCC Evergreen Team students, who designed the First People Heritage Center buildings, their professors, and others from ECU, who have contributed their time and talents to the project, have been invited.

A “Meet the Performers” floating after-party will be hosted in five restored historic homes. Heavy hors-d’oeuvres, wine, punch, coffee and dessert will be served by Rhonda and Charlie Gaylor, Nancy Delia-Headen and Michael Headen, Jewel and Randy Sauls, Karen and Bob Kinney, and owners of a newly restored home Judith McMillen and Glenn Barwick. Nancy Delia-Headen, chairman of the food committee, has a palette’s delight planned

with food from local restaurants and private donors. Wine has been donated by Hammerstone Winery.

A grassroots grant has

been received for “DRUMS” from the North Carolina State Arts Council and Arts Council of Wayne County with funding from the state of North Carolina and the National Endowment for the Arts. Wayne County Travel and Tourism donated funds for promotion. Comfort Suites, host hotel for First People Heritage Center, has donated rooms for the entertainers and offered a block of rooms at reduced rates for out-of-town guests. Thanks to the generosity of Wayne County businesses, organizations, committee members, and residents, all proceeds from the concert will go directly to First People Heritage Center except fees paid for use of the Paramount.

Tickets are available at Arts Council of Wayne County, Wayne County Chamber of Commerce, Karen’s Custom Frames, and Prudential The McMillen Real Estate Group.

General admission concert tickets are \$25.00 or 2/\$40.00 and VIP tickets are \$50.00 per person which includes reserved concert seating and the after-party. Tickets may be reserved for pick up the evening of event at box office by phoning 919-736-9412.



# *In the Spotlight* by cindi pate



## *Brown Bag Cafe* 501 Patetown Rd - Suit 5 Goldsboro, NC

If you take a little bit of this, a dash of that and a pinch of either or, you could wind up with yourself a hot mess. But Pandý Hinson, Stephen Rhodes and Andy Mitchell threw what they had into a mixing bowl and turned out a hip new restaurant on the north side of Goldsboro - The Brown Bag Cafe'.

Pandy and Stephen, cousins, are both from the Rosewood area and are graduates of Rosewood High School. Pandy has a degree in Human Resources, while Ste-

phen already knows what owning a Wayne County business is like - he owns Bright Ideas, a fashionable lighting fixture store on Patetown Road. Andy is new to Goldsboro, originally from Seattle Washington. He has a background in operation management and was the lead chef at a country club in the Seattle area before relocating here.

Together, they started a small catering company called 501 Catering and Event Plan-

ning about 6 months ago, but saw something so much bigger than the occasional catering. When opportunity knocked, they purchased the restaurant formerly known as Stephanie's.

The three together brought much to the table. Using the best from their life experiences and travels, they added a dining experience to the area that most locals would find refreshing. They closed down

the restaurant for one week and worked 12 to 15 hour days to re-vamp the decor,



gather the necessary serving items and whipped up an eclectic menu that is as fun to order from as it is good to eat from.

"It's not your everyday, run of the mill place", stated Pandy. "We have a very unique menu and cook everything to order". Offering vegetarian dishes, healthy choices and

southern favorites with a twist. Pandy, Andy and Stephen want you to have a positive and pleasurable dining experience. All three are passionate about the success of The Brown Bag Cafe.

The menu has endless possibilities. For breakfast, choose from a variety of skillet, breakfast sandwiches and omelets as well as the largest fluffy golden pancake around - 13 inches in diameter. Lunch offers a variety of flavorful burgers set apart by blue cheese, marinara sauce, jalapeno peppers and mushrooms. As well as other sandwiches, soups, salads and sweet potato fries served up with chipolte ketchup.

Right now, The Brown Bag Cafe is open for breakfast and lunch Monday thru Friday and for breakfast on Saturdays. They are teetering with the idea of a Friday and Saturday night dinner menu, but want to get settled in with breakfast and lunch first.

So stop by - say hello, and ask the team to serve up some sweet potato fries! If you have to, get it to go!

Brown Bag Cafe  
919-580-9316  
www.brownbagcafenc.com



I am thankful that Gods loves me, my family and friends and he is part of our lives.

I am thankful that my parents are still alive and well as well as my two brothers and two sisters. We get to continue spending time together and making memories along with our individual families.



It still amazes me how my family remains so close and my parents still cook Sunday lunch for all of us every Sunday.

With all our families together there are 25 of us and we still enjoy getting together and making those memories that one day our children will share with their extended families. I am truly thankful that we all have good health and we still get together for everyday events as well as the holidays.

What a blessing this is to be able to share this kind of love and closeness with my daughter Maddie and husband Jed. God has truly blessed me with a great husband, daughter, family and friends.

Family, Friends and God's Love is what makes us who we are and I am truly thankful for all that I have and all that is provided for me and my love ones.

**Joanne Honn**  
Rosewood, NC



We are very thankful for all the blessings the Lord has given our family. We have three beautiful children and some great friends and family who we love dearly.

Ross, Tracy, Collin, Zachary and Colleena Zacharzuk  
-Pikeville, NC-

## get involved with a *local* charity

*Christmas is forever, not for just one day, for loving, sharing, giving, are not to put away like bells and lights and tinsel, in some box upon a shelf. The good you do for others is good you do yourself...*

-Norman Wesley Brooks, "Let Every Day Be Christmas," 1976

One of the best gift-giving activities for a family to do is to donate a gift to one of the many toy drives for those who are less fortunate. Every year, the Marine Corp holds their Toys for Tots program. In most cases, the toys can be donated at local malls, shopping centers, community centers or other stores. Three Eagles Golf Course at SJAFB has a special toy drive each year. The

salvation army asks for holiday donations in the form of spare change. Individuals usually stand outside of stores during the Christmas season. If your children are young, have them place the change in the Salvation Army bin so they can feel as though they're participating too. Many communities also hold food drives. Your local Soup Kitchen is always in need of donations as well as churches

and other organizations. Make a day of collecting imperishable foods around your house or by collecting door-to-door. Giving to others is a great teaching tool for families, especially families with young children.

Down Home Magazine has tried to make it a little easier by listing some of the local charities you and your family can get involved in.

## **Samaritan's Purse -**

### **Operation Christmas Child**

2009 Collection Dates -

November 16-23!

Pack shoe boxes full of stuff that children or teens would like. Go to [www.samaritanspurse.org](http://www.samaritanspurse.org) for more info.

Or, drop off locally at:

#### Adamsville Baptist Church

1302 N Berkeley Blvd  
Goldsboro, NC 27534

(800) 528-3062

#### First Baptist Church

300 N Chestnut St  
Mount Olive, NC 28365

(800) 528-3062

### **Soup Kitchen**

Dates for Holiday Meals:

Thanksgiving - November 26,

Christmas - December 25,

Numbers have been climbing and we hit a record high in July of 101 average per day. Total meals served this year thus far is 22,806. Volunteers are signing up quick for the holidays I have a few openings left for Thanksgiving and Christmas. Food,



supplies, donations and their time would be deeply appreciated during the holiday season. But always remember we serve 6 days a week 52 weeks a year. Thank you Wayne County for all your support.

### **The Warming Tree Project**

was started by Brittany Harper and Michael Atkins in 2005. Christmas trees are placed in various locations around Wayne County as well as in other areas of the state. The trees are then decorated with hats, gloves, scarves, and other cold weather items. These items are collected just prior to Christmas and



distributed to the needy of Wayne County at the Soup Kitchen,

Cancer Store, to foster children, etc. This year Warming Trees can be found at the Plum Tree Gardens B&B in Goldsboro, Carver Elementary School in Mt. Olive, and Hair It Iz in Pikeville. Warming Trees can also be found at Moen in Kinston, Brickhaven Office Complex and North Carolina State University in Raleigh. If you would like to participate in the project by putting up a tree, need additional information, or would like to donate cold weather items or Christmas trees, please call 919-242-2410.

**Three Eagles Golf Course** will host a **Toy Drive Tournament**, at Seymour Johnson AFB on December 5th at 10 a.m. Along with the tournament that encourages toy giving, Three Eagles will be accepting toys from anytime after Thanksgiving to Monday the 15th of December. A portion of the toys will stay on base for needy children and the rest will go to the salvation army.

ACCU  
COPY

ROCKS

AccuCopy is the place to  
rock out your local printing needs

- hardcore printing
- die-hard design
- vicious variable data
- rockin' the community


305 N Spence Ave  
Goldsboro, N Carolina  
919-751-2400

# XpressCom.Net

- Software & Web Development & Maintenance
- On-Site Computer Systems Support
- Computer Repair & Upgrade
- Network Setup & Maintenance

322 N. John Street  
Goldsboro, NC  
919-735-8118  
or 1-800-849-6222

[www.xpresscom.net](http://www.xpresscom.net)







**captured  
memories**

**Susan Benson,**  
Photographer

**919-222-7708 (P)**  
919-581-4769 (F)

234 Maysville School Rd  
Mt Olive, NC 28365

susan\_benson@bellsouth.net



Jayeson Henn,  
Metal Fabricator  
Design - Fabrication &  
Installation - Wrought Iron  
Rails - Trailers - Grill and  
More!

919-242-4535 (O)  
919-344-3738 (C)

chiefjhenn@aol.com



PO Box 227 - 1615 Beech Street  
Goldsboro North Carolina 27533  
919-736-1374

[www.ridegateway.com](http://www.ridegateway.com)

Your Public Transportation  
for Goldsboro & Wayne County



**NOVEMBER  
CUSTOM  
FRAME SALE**  
(entire month of November)  
**First Item regular  
price, 2nd item  
25% Off**  
(of equal of least value)

**Karen's Custom Frames**

*Quality Picture Framing You Can Trust*

116 South Center Street  
Goldsboro, North Carolina 27530

**919-583-0304**

Karen Sergent-Rakers, Owner & Operator  
karencustomframes@ncisp.net



## *Aycock Birthplace for the Holidays*

Take a step back in time...  
explore history & celebrate  
simplicity at Charles B. Aycock  
Birthplace.

November 1st marked the  
150th anniversary of Charles  
B. Aycock's Birthday, the 50th  
Anniversary of the opening of  
this historical landmark and in  
addition - the reopening of the  
Aycock House since the fire in  
January 2008.

The Aycock homestead is a  
tribute to his life...how he lived,  
what was important to him and  
what he accomplished.

On Dec 1 & Dec 3, you have  
the opportunity to tour the  
birthplace with a free candle-

light tour -  
Celebrating the  
Christmas  
Season just as  
Governor  
Aycock may  
have. See page  
13 for more  
details.



## *Baked Indian Pudding*

Boil a quart of milk, mix in it two gills\* and a half of corn meal, very smoothly, seven eggs, a gill of molasses, and a small piece of butter. Bake it two hours.

\*2 gills = ½ pint

Dark brown, with an incalculable specific gravity, Indian pudding is monumental. It smells like burnt corn and it tastes ancient, conjuring visions of stark Pilgrim feeds. Unlike glamorous desserts, it will never be sinful or decadent or the least bit creative. This dark duff defies the march of progress and the wheeling of inventive chefs.



*(top photo) Stockings hung by the fire place in the parlor of the Aycock house (middle photo) Table top tree with homemade ornaments (bottom photo) Volunteer Charlotte Brow cooking on the kitchen hearth*



# *The Perfect Holiday Meal* from My Family to Yours

I am a part of a “cooking family”. Every gathering entails a new recipe, an old family favorite, something just for the kids, and of course something sweet! Our Holidays are no different, well except for the fried turkey! I thought I would share with you some of the recipes that my family prepares for Thanksgiving and Christmas Dinner.

## **Aunt ‘Nells**

### **Banana Cake Recipe**

Ingredients:

Box of Yellow Cake Mix  
2 or 3 Medium Bananas  
Lemon Juice



Follow the directions on the cake mix box. Slightly mash up bananas and then add a dash or two of lemon juice - this will keep your bananas from turning dark. Add them to cake batter.

Bake as directed and let layers cool. - DON'T OVERBAKE

For the icing, beat 8 oz Cream Cheese, 1 lb bag of Powder Sugar and 1 Tsp of Vanilla - Spread on cooled layers

## **Julie's Ranch Potatoes**

Ingredients:

10 potatoes, peeled  
1 pkg Ranch Dressing Mix  
1 cup mayo  
3/4 cup sharp cheese  
8 strips bacon

Cube potatoes & cook in salted water until tender. Cook bacon crispy. Remove, drain, crumble and set aside. Take ranch dressing (already prepared) and add 1/2 to 1 cup mayo, then add grated cheese to mix. Drain Potatoes well and pour in 9x13 baking dish. Spread other half of the dressing mix on top of potatoes, sprinkle bacon over top. Bake @ 375 for about 30 minutes.

## **Cousin Peggy's Corn Pudding**

Ingredients:

1 cup Delmonte cream corn  
1 cup Delmonte yellow corn - drained  
2 eggs  
1/2 cup sugar  
1/3 cup flour  
1/4 cup can milk

3/4 stick Parkay butter softened  
Mix all ingredients together stir - pour into a 9" baking dish and bake at 375

-keep a check on it-

## **Ginger's Sweet Potato Casserole**

Ingredients:

3 cups sweet potatoes (cooked)  
2 eggs  
1/2 stick margarine  
1 cup sugar  
1/2 tsp salt  
1/2 cup milk  
1/2 tsp vanilla

Mash sweet potatoes, mix ingredients together with mixer. Pour into 9x12 casserole dish.

Topping:

1 cup brown sugar  
1/3 cup flour  
1 cup nuts  
1/3 stick margarine

Mix topping ingredients and top casserole. Bake @ 350 for 35 minutes.





## Not Really Cindi's Pumpkin Pie

Ingredients:

There is no secret to my pumpkin pie...I use the recipe from the Libby's Pumpkin in a can.

I do try and make it my own by using the pie crust 2 pack (generic brand). One crust goes in the pie plate and with the other, using leaf or acorn shaped cookie cutters, I cut shapes to border the top of my pie. Take egg white and brush over the top of the dough pieces and follow instructions on the can for both the mix and baking information.

## Grandma Jackie's Dressing

Ingredients:

1 stick butter, divided  
 2 large eggs  
 2 stacks of saltine crackers  
 1/2 loaf bread  
 1/2 cup onions, diced  
 1/2 cup celery, diced  
 1/4 cup finely chopped fresh sage\* or poultry seasoning  
 4 (10 1/2-ounce) cans condensed chicken broth, undiluted  
 1 cup chicken giblets (optional)  
 1/4 tablespoon pepper  
 1 bullion cube

Finely crush saltines & tear bread into small pieces  
 Dissolve bullion cube in 1 cup hot water and let cool.  
 Melt butter and allow to cool. Add beaten eggs to bouillon liquid and butter. Pour over bread and cracker mix - consistency should be very soft. Pour into a



battered 9x13 baking dish and add pads of butter to the top.  
 Bake at 350 until brown

*Remember that with any dish, presentation is a good thing. But don't think that if you bring something in a disposable tin pan that it won't be eaten. Cousin Peggy always brings her corn pudding in a throw away pan....just makes it easier for me to bring home any leftovers!*

**NEW LOCATION**


**Give the Gift  
of a  
Portrait**

*Nelda Sharkey*  
  
**Sharkey's Photography**  
*...Capturing Personality with Style and Flair*  
 Studio: 919-778-5998    www.sharkeysphoto.com  
 425 Hunters Creek Drive  
 Goldsboro, NC 27534





Seniors  
Children  
Maternity  
Family Portraits  
Bridal Portraits  
Weddings



*Capturing Life's* **Special Moments...**






























**Children grow...**

**Families Change...**

**Portraits are Forever!**

**Schedule your Session Now! (919) 778-5998** *Sharkey's Photography*

GET IN THE SPIRIT OF  
THE HOLIDAY SEASON  
WITH YOUR  
NC SYMPHONY!

North Carolina  
**Symphony**

**HOLIDAY POPS**

*Goldsboro*

**2009**

**Paramount Theatre**

**Sun., Nov. 29th, 2009 3:00pm**

**\$28 or \$23 for 65+ or 12 & under**

**Purchase tickets: [www.goldsboroparamount.com](http://www.goldsboroparamount.com)**

**(919)583-8432**

# Down Home

MAGAZINE

Down Home Magazine is a free arts and human interest magazine. Pick up your FREE copy today at the following locations in the Wayne County area while supplies last.

## Goldsboro

AccuCopy of Goldsboro  
 AmeriGas  
 Anna Bananas  
 Applewhite Screen Printing  
 Arts Council of Wayne County  
 Aries Formal Wear  
 Bella Renew  
 Bicycle World  
 Central Lunch, Downtown  
 Central Lunch, Buck Swamp  
 CitiFinanial - Ash Street  
 City Girls  
 Curtains R Us  
 Darwins Screen Printing  
 Doug Henry of Goldsboro  
 Dream Makers Tanning  
 Dr. Hinnani's Dental Office  
 DGDC  
 Eastern Carolina Surgical Center  
 Elite Fashions  
 EkoChic Salon

Fugi's Steakhouse  
 Family Shoe Store  
 Fredricks Music  
 For Women Only  
 Goldsboro Drug  
 Goldsboro Pediatrics  
 Goldsboro OBGYN  
 Habitat for Humanity  
 Hills Beef & Pork Center  
 Herman Park Center  
 Headdress Salon  
 Hossana Barber  
 Jeffrey Scott Salon  
 Jersey Mikes  
 Jones Furniture  
 Just For You  
 KS Bank  
 Karen's Custom Frames  
 Lotus 1899 Bistro  
 McCall's BBQ  
 Merle Norman

Mickey's Pastry  
 Nelda Sharkey's Photography  
 Noah's Nook  
 Priority 1 Promotions  
 Paramount Theater  
 Party Central  
 Plum Tree Gardens B&B  
 Puppetto's  
 Ram Rent All  
 RBC Bank - Berkeley & Spence  
 Royal Tea Room  
 Sallies Bridal & Formal Shop  
 Save-More Consignment  
 Seabrook Collection  
 Self Expressions Salon & Spa  
 SJAIFB 4FSS Services Facilities  
 Small Business Center, WCC  
 Sprinkles  
 Sportsman World  
 Stage Struck  
 Sensational Tanning  
 Terrero's  
 The Bridal Gallery  
 The Christian Soldier  
 The Hunting Lodge  
 Walnut Creek Country Club  
 Wayne County Chamber  
 Wayne Community College  
 Wayne Memorial Hospital  
 Waynesborough Park

Wayne County Public Library  
 Wayne County Museum  
 Wayne County Register of Deeds  
 Wayne County Social Services  
 Wayne Urology  
 Waynesboro Home Furniture  
 Wedding Bells Chapel  
 Wilbur's BBQ  
 WHFL TV  
 Xpressnet.com  
 Yalls Pizza

Pikeville  
 Andy's  
 Eastern Medical Center  
 Grab All  
 Howell Brothers Grocery  
 Pikeville Library  
 Town Hall  
 True Value Hardware  
 Two Paws Up


## Fremont

Benders Hardware  
 Blossom & Blooms  
 Capital Cafe  
 Fast Break  
 Natalie's Hair  
 Town Hall  
 Library-Fremont Branch

## Mt Olive

Andys  
 Desiree Autrey's Academy  
 Especially For You  
 Goshen Medical Center  
 Steele Memorial Library  
 Mt Olive Chamber  
 Mount Olive College  
 Mount Olive Pickles'  
 Gift Store

Rosewood  
 Eagle's Nest Restaurant  
 Rosewood Hardware  
 Studio 21  
 photostobooks.com  
 Rosewood Insurance  
 Rosewood Florist



...and  
 the list  
 keeps  
 growing!

## GO GREEN & SAVE BIG!

We Refill All Major Printer Brands  
**100% Satisfaction Guaranteed**



1234567890

Tablet Using



1209-D North Berkeley  
 Goldsboro, NC 27534  
**919-778-6552**

- Dell
- Hp
- Canon
- Brother
- Lexmark
- Epson & more!

Cartridge World

Grand Opening!

# SAVE

**\$3.50** off 1 ink refill

**\$10** off 1 toner refill

Not Valid With Any Other Offer.  
 Good at this location only.

Cartridge World

The Global Ink & Toner Experts

# PERSONAL HOMECARE SOLUTIONS, INC.



OFFERING A VARIETY  
OF IN-HOME SERVICES  
TO HELP YOU OR A  
LOVED ONE MAINTAIN  
AN INDEPENDENT  
LIFESTYLE - -  
SERVICES PROVIDED  
24 HOURS A DAY -  
7 DAYS A WEEK.

## *Personal Care Services*

*including, but not limited to:*

BATHING AND DRESSING - ASSIST WITH MOBILITY  
AND TOILETING - ASSIST WITH FEEDING - ASSIST WITH  
MEDICAL MONITORING - TUCK-IN SERVICE

## *Home Management Services*

*including, but not limited to:*

LIGHT HOUSEKEEPING - MEAL PREPARATION  
HELP FUNDING & USING COMMUNITY RESOURCES  
PERFORM READING AND WRITING TASKS - ASSIST WITH  
ERRANDS & BILL PAYING - RESPITE/COMPANION SERVICES



KAREN SAULS

ROBIN WILSON

PERSONAL HOMECARE SOLUTIONS, INC.  
  
PHS

*"There's no place like home"*

1708-B WAYNE MEMORIAL DRIVE  
GOLDSBORO, NC 27534

919-580-9045

We accept Medicaid, Private Insurance,  
Private Pay & Workers Compensation

